

...onnie Schriber who ran a mileage, about fifty per week or less. However, in recent months he has begun to incorporate more quality into his training. "I came to Traverse City," he noted, who travels from race to race in a black hearse, has split times were missing and the best in the state. While runs out and back along the shoreline of East Bay, provides one of the flattest and also one of the most scenic routes in the state.

Ontario, became the marathon's first two-time winner.
Photo by Dennis Chase

Bay Shore Marathon & 10K Results

Bayshore Marathon-Male 19 under				Bayshore Marathon-Male 20-24			
HR	Min	Sec	AGE	FIRST NAME	NAME	OVERALL	OVERALL
35412	2		Zachary	Fiverson(assisted)		127	

Bayshore Marathon-Male 25-29				Bayshore Marathon-Male 35-39			
HR	Min	Sec	AGE	FIRST NAME	NAME	OVERALL	OVERALL
23749	23		James A.	Lancieux		1	
30943	24		Benjamin	Brunaux		48	
34340	21		Mark L.	Nieblski		105	
34810	23		Bred	Carse		114	

Bayshore Marathon-Male 30-34				Bayshore Marathon-Male 40-44			
HR	Min	Sec	AGE	FIRST NAME	NAME	OVERALL	OVERALL
23947	34		Glen	Haddison		2	
24725	30		Tom	Pearson		6	
24815	33		Richard	Sparks		8	
24833	33		Joseph W.	Gentry		9	
25043	32		Bred	Hess		12	
25300.9	34		Bill	Brundage		17	
25922	33		Kelth	Hiltstrom		22	
30212	32		Thomas H.	Roth		31	
30353	31		Steve	Webster		32	
30507	31		Kevin	Bloom		37	
30534	31		Duane	Szymanski		38	
31756	30		Bryen	Elnbeas		63	
32518	31		Bill	Keter		71	
32724	33		Richard	Hillard		78	
33502	34		Timothy J.	Donovan		86	
33719	31		James	Dupray		92	
34423	31		Bruce	Nieblski		109	
35126	31		Kevin P.	McGonagle		120	
35159	34		Patrick	Brusk		123	

Bayshore Marathon-Male 45-49						
HR	Min	Sec	AGE	FIRST NAME	NAME	OVERALL
25300.6	45		Jim	Mudgett		16
30145.1	47		Francis R.	Leik		28
30553	45		Larry L.	Yoder		39
30946	48		Ross	Mervyn		49
32637	49		Heikki	Kinnunen		76
33114	46		Selden W.	Kalbfleisch		83
33915	47		Robert W.	Woolley		96
34003	48		Ronald	Wilson		98
34134	46		Rick	Wilcox		101
34858	45		Roger R.	Callam		116
35346	48		Don	Marathon		126
42300	46		Tom	Terry		142
42448	46		Lawrence F.	Kolasa		144
43314	45		Dave	Krause		148

Bayshore Marathon-Male 50-54						
HR	Min	Sec	AGE	FIRST NAME	NAME	OVERALL
24224	43		Tom	McKernan		3
24742	41		Jerry	Jewell		7
24929	44		Willie	Hartell		10
25258	40		Tom	Grogan		15
30011	43		Jim	Lynn		26
30428	44		Jerry	Bruce		36
30834	42		Maurice	Boulenger		46
31234	44		James G.	Swingos		53
31237	44		Mell	Schmochtenberger		54
31311	40		John	Wjerner		56
31909	41		Royce	Bears		64
32319	44		Richard	Dalebilo		68
32325	42		Paul	Bray		69
32948	44		John A.	Winters		72
33155	44		Wayne A.	Sylvester		82
33603	43		Theodore J.	Klimer		87
33642	43		Garry	Demarest		90
34024	41		Tim	Kerppinen		99
34205	41		Norm	Knisley		103
34918	44		Dennis	Lafave		117
34959	42		John C.	Ansted		118
35139	43		Mike V.	Spaniolo		121
40646	42		James R.	Reave		133
43136	42		James	Cook		147

Bayshore Marathon-Male 55-59						
HR	Min	Sec	AGE	FIRST NAME	NAME	OVERALL
24720	38		Craig	Owens		5
24944	39		Tim	Perry		11
25051	37		Cleir	Shively		13
25158	36		Ben	Jewell		14
25344	35		Charles	Winegard		19
25717	37		Ozzie	Cevazos		23
25924	39		George	Hackney		20
25932	36		John Arthur	Gatz		24
25947	37		Bill	Sved		25
30145.5	37		Rob	Ellie		29
30159	37		Andreas S.	Chochol		30
30618	38		Robert H.	Adams		30
30639	35		Tom	Neglikerk		42
30716	38		John	VanDawon		43
30728	37		Ron	Klaus		44
30956	38		John B.	Chow		50
31021	38		Bill	Gardner		51
31102	39		Roger G.	Silroy		55
31250	37		Gary	Berger		52
31415	35		Steve	Oglivie		57
31418	39		John C.	Dawson		58
31531	36		Pat	Whyte		59
31557	38		Rick	Hall		60
31719	39		Eugene	Peez		61
32138	39		John	Walbel		65
32209	36		Butch	Mills		66
32556	36		Edward	Zimmerman		75
32744	38		Richard	Werner		79

Bayshore Marathon-Male 60-64						
HR	Min	Sec	AGE	FIRST NAME	NAME	OVERALL
32906	38		Ron	Eger		80
32944	37		Bud	Ward		81
33820	37		Willie	Sumpter		93
33823	36		Michael	Greer		94
33951	35		Terry	Zawara		97
34124	36		Mike	Mitchell		100
34147	36		Bill	Hunault		102
34229	35		Gary B.	Suerrteri		104
34611	35		Dick	Hewitt		111
34730	39		John W.	Ekkens		113

Continued on Page 24



A half mile into the marathon, the field is packed. Within an hour the runners will be spread out along the road that runs along East Bay.

Photo by Dave Foley

BAYSHORE 10K:

Richardson Guides Andersen to 10K Win

by Dave Foley

TRAVERSE CITY (5/25)—Local runner Donnie Andersen had about a fifteen-yard lead on Soo, Ontario's Doug Richardson with about a mile to go when he inadvertently made a wrong turn. Alerted to his error by a shout from Richardson, Andersen returned to the course where the Canadian was waiting for him. The two agreed to run the last mile together. At the finish line, Richardson hesitated briefly to allow Andersen lead across

the line. The two were clocked at 31:42 and 31:42.5.

Afterward Richardson said, "He had a 15-yard lead on me. There was no way I was going to catch him. He had me beat, no question. I didn't want to win like that."

Close behind were Pete Edwards 32:14, Rob Cool 32:18, Larry Brown 32:19, and Tim Weber 32:27.

Kathy Backford, a veteran of many northern Michigan races won another with a 38:49 clocking, ahead of Barb Bacon at Boston in April.

NAME	TIME
Welukonis	80
Hall	90
Price	98
Krupka	99
Cronin	100
Heath	102
DuBois	115
Lawrence	120
Belley	121
Smith	125
deleair	138
Rygalwisc	153
Paul	158
Dierks	165
Schofield	171
Menchaca	175
Downes	185
Smith	189
Jeffrey D.	190
Stephen E.	190
Kozalke	193
Clinton	193
Morris	195
Thomas J.	208
Whitden	218
Correy	224
O'Rourke	229
Peach	230
Kyealka	250
Thompson	259

NAME	TIME
Chuck	34
Steve	33
Bred	34
Jim	33
Clay	33
Dan C.	30
Raymond	33
Rodney	34
Mike	32
Ed	33
Paul	32
Michael	34
Thomas	31
Ronald	33
Ross	30
Samuel	30
Bob	32
Jeffrey D.	33
Stephen E.	34
Robert M.	33
Thomas J.	30
Tom	32
Robert	34
Tom	33
Stan	30
Mick	32
George	31

NAME	TIME
Rixom	149
Lawrence	159
Christensen	181
Gravino	198
Fox	278
Fitch	357
Lowry	362

NAME	TIME
Weber	6
Dreth	7
Sagler Jr.	8
Zupwick	14
Pohman	35
Danielson	41
Wilcox	46
Paal	61
Heisington	64
Bielewicz	73
Hall	75
Drobny	109
Koegler	137
Rogers	196

NAME	TIME
Shene	16
Mike	15
Chris	16
Tim	15
Chuck	15
Gordon	16
Thomas	19

NAME	TIME
Timothy R.	24
Douglas	21
Thomas	24
Ron	24
Bill	24
Kurt A.	23
Richard	23
Paal	22
Kris	24
Brien	23
Marion C.	21
Mike	23
Jeffrey H.	21

NAME	TIME
Bay Shore 10K- Male 20-24	OVERALL
Bay Shore 10K- Male 25-29	OVERALL

43043 30 David V. 140

Inclusion

Bayshore Marathon-Female 19 under

HR: Min: Sec	AGE	FIRST NAME	NAME	OVERALL
33545	19	Annette	Blehl	125

Bayshore Marathon-Female 20-29

HR: Min: Sec	AGE	FIRST NAME	NAME	OVERALL
30917	26	Lee	Ellington	47
32537	25	Andrew C.	Price	74
32706	25	Mary Ann	Sadritts	77
33132	24	Amy J.	Kostrzewa	84
35832	20	Mary	Foster	130
42048	26	Susan M.	Postmus	139
45600	24	Lisa	Fragomelli	152

Bayshore Marathon-Female 30-39

HR: Min: Sec	AGE	FIRST NAME	NAME	OVERALL
30105	34	Laura	Quellette	27
30807	37	Connie	Schrieber	45
33641	36	Lynne	Misar	89
33850	32	Francie	Szymanski	95
34348	32	Mary Jo	Heley	107
34656	31	Joyce A.	Satchell	112
35326	32	Bonnie	Adams	124
40110	37	Lynne	Cavazos	131
40454	31	Kathy S.	Arnold	132
41514	31	Sharon Jo	Slims	138

Bayshore Marathon-Female 40 over

HR: Min: Sec	AGE	FIRST NAME	NAME	OVERALL
33718	40	Dody	Burkey	91
42315	49	Sarah S.	Cerso	143

Bay Shore 10K- Male 14 under

HR: Min: Sec	AGE	FIRST NAME	NAME	OVERALL
4408	14	Gregory James	Justice	142
4737	13	Brad	Johnson	212
4743	13	Tracy	Leisner	214
4773	14	Joni	Christensen	213
4812	12	Heath	Kowak	223
4935	10	Brett	Risem	243
5121	12	Jesse	Timm	263
10721	11	Jeff	Barta	366
11021	11	Jesse	Scarcelli	369

Bay Shore 10K- Male 15-19

HR: Min: Sec	AGE	FIRST NAME	NAME	OVERALL
3542	18	Larry	Recker	18
3549	19	Allen	Eders	20
3608	16	Greg	Million	28
3615	19	Armando R.	Harwood	30
3621	18	Mike	Olsen	31
3647	18	Joan	Moandra	36
3709	15	Matt	Johnson	40
3725	17	Serly	McDougal	56
3945	19	Martin	Endres	71
4049	15	Mary	Male	84
4253	16	Jeff	Klimer	117
4309	15	Don	Mullins	123
4338	18	Carl J.	Johnson	132

HR: Min: Sec	AGE	FIRST NAME	NAME	OVERALL
4437	34	Michael	Myellwac	153
45008	31	Thomas	Paul	158
4527	30	Ronald	Dierks	165
4541	30	Rose	Schofield	171
4555	30	Samuel	Henchace	175
4613	32	Bob	Downes	185
4615	33	Jeffrey D.	Smith	189
4618	34	Stephan E.	Kezette	190
4630	33	Dave	Clinton	193
4641	33	Robert M.	Morris	195
4720	30	Thomas J.	Clifford	208
4753	32	Tom	Whildan	218
4828	34	Robert	Coffey	224
4846	33	Tom	O'Rourke	229
4850	30	Sten	Pasch	230
5056	32	Mick	Kyselka	250
5113	31	George	Thompson	258
5115	32	Stanley C.	Odranac	260
5224	34	John C.	Camball	274
5248	32	Charles	Weaver	280
5458	33	Darcy B.	Pajak	313
5643	32	Larry	Diamond	323
5910	30	Brian M.	Belford	343

Bay Shore 10K- Male 35-39

HR: Min: Sec	AGE	FIRST NAME	NAME	OVERALL
3405	37	Lee F.	Wilson	10
3449	36	Foley	Deve	11
3520	35	Jim	Lebur	15
3606	37	Marvin	Theile	29
3628	36	Michael	MacLachtop	32
3636	37	Allen	Kelly	34
3730	38	John	Lebur	43
3752	36	Jack	Metz	44
3809	35	John	Jefferson	50
3828	38	James R.	Davis	58
3855	35	Bruce	Southwell	66
4049	37	Denial J.	Hill	74
4032	37	Bill	Myers	81
4051	35	Paul	Christiansen	86
4102	39	Wayne	Carlson	88
4127	35	Byrce	Southwell	92
4225	36	Chuck	Blasell	108
4238	35	John G.	Tanner	111
4247	35	Bill	Smith	114
4253	35	Ken	Meg	116
4310	38	Jim	Sunbers	124
4321	37	Russ	Saxton	126
4322	39	Richard L.	Pascoe	127
4324	38	Bill	Fewie	128
4412	35	Robert	Radia	143
4415	35	George	Steffes	144
4431	35	David W.	Siffert	151

Bay Shore 10K- Male 35-39

HR: Min: Sec	AGE	FIRST NAME	NAME	OVERALL
4522	35	Dan	Zazuika	164
4536	36	Milton	Stern	169
4614	38	Bernie	Schmidt	170
4615	38	George	Jairala	186
4616	35	Bob	Vandragt	187
4628	39	James	Cross	189
4628	39	Bob	Glazier	192
4648	36	Edward	Westveer	197
4713	38	Michael H.	Dattmer	205
4726	36	Robert	Butler	209
4730	38	Dale C.	Blum	210

Continued on Next Page

1980

Bay Shore 10K

By Shore 10K-Male 35-34 Continued


Hr : Min : Sec	AGE	FIRST	NAME	OVERALL
3:47	73	Donald J.	Walter	216
3:47	74	Eric W.	Everson	227
3:48	75	Michael	Pearce	231
3:48	76	Jimmy	Hyles	237
3:48	77	Jeff	Heas	245
3:48	78	Kim	Timmons	252
3:48	79	Scott	LeBarre	259
3:49	80	John L.	Russell	291
3:49	81	George R.	Jacobs	298
3:49	82	Robert	Fitch	304
3:49	83	Rick	Bishop	308
3:49	84	Bruce	Falconer	310
3:49	85	Michael	Eldredge	312
3:49	86	Bob	McElhinney	324
3:49	87	Bernard	Stever	337
3:49	88	David	Boerama	346
3:49	89	Gregory L.	Hilton	365

Bay Shore 10K-Male 40-44

Hr : Min : Sec	AGE	FIRST	NAME	OVERALL
3:26	44	John	Beech	9
3:29	40	Amy	Michom	12
3:53	43	Peter	Kedrovach	26
3:52	44	Dave	Cowperthwaite	37
3:29	42	John C.	Pahl	59
3:40	43	Terry	McHoskey	69
3:46	40	Thor	Springer	72
3:46	41	Phillip	Sheets	79
4:02	41	Dan	Yeager	93
4:12	42	Fred	Werner	107
4:21	44	Lloyd	Scoby	118
4:25	40	Kerry	Clark	119
4:30	40	Thomas C.	Christensen	139
4:40	40	Bruce D.	Fox	140
4:41	41	Donald H.	Smith	145
4:42	41	Roger	Lougheed	148
4:46	43	Jerry	Glenn	150
4:50	40	John W.	Johnson	161
4:51	44	Grandin F.	Smith	191
4:51	44	Roger	McDaniel	191
4:59	42	Bob	Dedericks	200
4:16	44	Edward	Rom	207
4:31	40	Bob	Gibson	211
4:44	43	Gerralt	Welker	215
4:45	40	Paul	Stuart	222
4:45	40	James L.	Moore	228
4:12	43	James P.	Hilton	238
5:04	43	David	Terrill	247
5:02	43	Douglas	Sirmons	248
5:21	41	Michael P.	Elanbaas	262
5:23	40	Jonathan C.	Miller	276
5:12	40	Paul	Wolf	288
5:46	44	Dick	Corey	305

Bay Shore 10K-Male 45-49

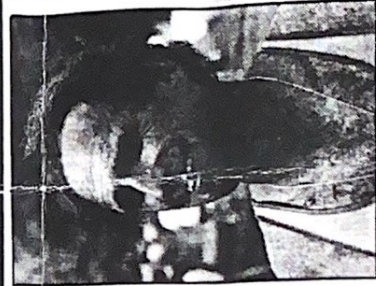
Hr : Min : Sec	AGE	FIRST	NAME	OVERALL
3:07	45	Sidney T.	Cram	39
3:24	45	Fred L.	Knoodle	55
3:27	47	Paul H.	Grindel	57
3:31	45	Glen L.	Taylor	60
3:31	46	Wendburne	Wendburne	67



Three minutes into the race Tom McKernan (not pictured) has a thirty yard lead but is followed by a large pack which includes race winner, Jim Lanciaux (No. 385). Photo by Dave Foley

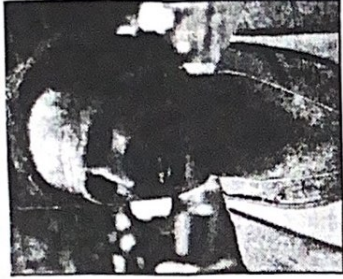
Bay Shore 10K-Female 20-29

Hr : Min : Sec	AGE	FIRST	NAME	OVERALL
3:49	28	Kathy	Bickford	63
4:12	29	Kathy	Riggs	94
4:16	27	Sheri H.	Dolson	96
4:13	29	Mary	Joslin	103
4:16	21	Kris A.	McPhail	104
4:43	25	Mary	Trombley	135
4:54	27	Christine	Wildrotter	136
4:51	29	Lella	Griffin	155
4:51	28	Nancy	Brown	183
4:07	22	Sarah	Hall	203
4:07	21	Laura	Williams	204
4:14	28	Deb	Webster	206
4:50	22	Barbara	Swaney	217
4:53	26	Sara	Holman	219
4:52	27	Cindy	Werner	239
4:55	25	Paula	McKeller	244



See You Next Year at The

See You Next Year at The Bay Shore Marathon



The trip north was worth it for Grand Rapids' Tom McKernan whose 2:42 gained him 3rd place, first among masters, and a personal best.

Hr. : Min. : Sec	AGE	FIRST	NAME	OVERALL
38:49.1	28	Kathy	Dickford	63
41:29.1	29	Kathy	Riggs	94
41:46	27	Sheri H.	Doison	96
42:13.3	29	Mary	Joalin	103
42:16	21	Kris A.	McPhail	104
43:43	25	Mary	Tramblay	135
43:54	27	Christiane	Wildrethter	136
44:51	29	Lette	Griffin	155
45:19	28	Nancy	Brown	163
47:07	22	Sarah	Hall	203
47:07.8	21	Laure	Williams	204
47:14	22	Dab	Webster	206
47:50	22	Barbara	Sweeney	217
47:53	26	Sara	Holman	219
49:21	27	Cindy	Warner	239
49:55	25	Paula	McKellar	244
51:02	26	Sue	Malkowski	253
51:57	28	Penny	Evans	269
52:13	25	Chris	Lee	271
52:24	29	Julie Adams	Downes	273
53:25	26	Jill H.	Hick	290
53:49	27	Janet	Windsor	297
53:53	26	Connie	Murphy	301
54:56	28	Sue	Poirier	311
56:19	26	Margaret	Smith	320
56:28	25	Jill	Peters	321
56:47	26	Jane L.	Boitrick	326
56:53	26	Denise	Soderling	327
57:15	27	Jane	Dykstra	332
59:09	23	Dabi	Manchece	342
59:47	26	Stacie	Miller	341
1:02:37	27	Nancy R.	Kelly	353
1:08:40	25	Denise R.	Wolfgram	368

Bay Shore 10K - Female 30-39

Hr. : Min. : Sec	AGE	FIRST	NAME	OVERALL
40:48	31	Ann	Post	83
42:38	39	Judy	Hagerk	110
44:33	32	Barbara	Kelchik	152
44:53	33	Becky	Fries	156
45:34	31	Kil	Wilson	168
45:43	38	Gilide	Hill	173
45:45	30	Pat	Kjelhede	177
46:00	39	Mariane	Christoff-Sundberg	202
47:06	32	Nancy	Loughead	225
48:32	30	Kathy	Cronin	235
48:54	31	Lise	Zehn	235
49:05	34	Eline M.	Bush	236
49:27	35	Alta	Garcia	240
49:27	35	Mary Kay	Williams	240
50:34	38	Mergie	McKee	246
50:56	31	Sara	Kellogg	249
51:11	35	Jennie	Tavener	256
51:33	31	Julie	Richards	266
52:11	35	Mary	Weishear	270
52:23	34	Betty	Jonke	272
52:28	35	Rosie	Thomas	275
52:42	34	Margie	Deers	279
52:52	37	Diane L.	Rinehart	281
52:55	32	Kathy	Bruggeman	284
52:58	31	Jacqueline J.	Norton	285
53:04	31	Denise	Hopkins	286
53:11	39	Nancy A.	Walker	287
53:10	35	Jane	Timm	289
53:50	37	Arlene	Boereme	292
53:59	37	Peggy	Dreannon	294
53:41	31	Sheryl	Deering	295
53:48	36	Sherry L.	Gillette	296
53:56	38	Linda L.	Carlson	302
54:00	35	Clara	Orelsis	303
54:13	35	Clara	Shipstead	307

Bay Shore 10K - Male 50-59

Hr. : Min. : Sec	AGE	FIRST	NAME	OVERALL
40:22	52	George	Kuhn	78
43:35	54	Bill	Patty	131
43:42	50	Jerry	LeMotte	134
44:03	52	Edward E.	Hardy	141
44:39	55	Bob	Gregory	154
45:00	55	Thomas	Waltz	157
46:01	52	Bob	Caldwell	178
46:10	53	Bob	Helching	182
46:12	57	James	Schell	184
51:24	54	George J.	Lombard	264

Bay Shore 10K - Male 60 over

Hr. : Min. : Sec	AGE	FIRST	NAME	OVERALL
51:04	61	Charles	Siffert	254
52:53	60	Jerry	Hammond	293
57:00	60	Bud	Quick	329

Bay Shore 10K - Female 19 under

Hr. : Min. : Sec	AGE	FIRST	NAME	OVERALL
40:32.5	19	Barb	Bacon	82
42:10	18	Lori	Jewell	105
44:10	18	Debbie	Rode	145
49:28	15	Julie	Howe	241
49:30	15	Anne	Huggatt	242
51:35.5	18	Deb	Anderson	268
1:04:09	12	Shavna	Donaldson	358
1:04:10.6	13	Lora	Kinnunan	359
1:04:11	11	Robin	Kennedy	360

Bay Shore 10K - Female 40 over

Hr. : Min. : Sec	AGE	FIRST	NAME	OVERALL
42:45	43	Gente	Rode	113
46:53	40	Vicki	Werner	199
48:59	42	Susan	Kinnunen	234
50:38	48	Joan	Allum	251
51:09	40	Joan	Hughes	255
51:12	47	Patricia J.	Wilcox	257
53:52	40	Joy	Hawman	299
53:53	45	Luan L.	Besch	300
54:07	40	Lije	Dilmar	306
56:11	41	Margaret B.	Tobin	319
58:39	49	Karen	Culp	339
1:00:35	50	Jan	Dennis	351
1:06:39	42	Lynne	McHoosky	364
1:08:08	41	Betty E.	Zoulek	367
99:59.9	77	Essenberg	Christiane	387